



MOTORHOME CATALOGUE 2025



elnagh

EN



BROWSE, DISCOVER, CLICK!

The new Elnagh catalogue is interactive, check out the extra content, videos and insights through the symbols on the pages.

A product that is always being updated with lots of new content, discover them all and go with Elnagh!



Discover the videos and details of the rooms



Move around the motorhome with all round views



Watch the in-depth extra content



Download the technical data sheet







BARON



T-LOFT



MAGNUM



ELNAGH IS AN INTEGRAL PART OF THE HISTORY OF THE ENTIRE RECREATIONAL VEHICLE INDUSTRY WITH 70 YEARS OF ACTIVITY BEHIND IT



Before telling a story, Elnagh tells its vision, a point of view on the future that began when no one was talking about aesthetics, design and made in Italy.

Every project is function and emotion, every detail is research and awareness: this is the sense of creating for Elnagh, drawing a movement of ideas around the journey.

Elnagh is the brand for those looking for practical, functional solutions for their motorhome travel. It offers a complete range of models and types.

Historic ranges with a long tradition, recognised and recognisable, which are never old fashioned.

WHY CHOOSE ELNAGH




Specialisation, solidity and strength

70 years of experience that together with the competence of the production team, offer a vehicle that lasts over time.



Functional spaces and attention to comfort

Vehicles that always associate attention to construction technologies with a sensitivity for living comfort.



The reliability of a well-built vehicle

10-year guarantee against infiltration, high-performance materials and state-of-the-art manufacturing processes.

BARON low-profiles



Baron 531 ← 5990 mm | 2350 mm



Baron 560 ← 6990 mm | 2350 mm



Baron 565 ← 6990 mm | 2350 mm



Baron 573 ← 7450 mm | 2350 mm



Baron 579 ← 7450 mm | 2350 mm



BARON overcab models



Baron 20 ← 6990 mm | 2350 mm



Baron 22 ← 6990 mm | 2350 mm



Baron 65 ← 6990 mm | 2350 mm



T-LOFT low-profiles



T-Loft 450 ← 6990 mm | 2350 mm



T-Loft 529 ← 6990 mm | 2350 mm



T-Loft 530 ← 7450 mm | 2350 mm



T-Loft 532 ← 7450 mm | 2350 mm



T-Loft 582 ← 7450 mm | 2350 mm



MAGNUM motorhomes



Magnum 530 ← 7450 mm | 2350 mm



Magnum 532 ← 7450 mm | 2350 mm



Magnum 582 ← 7450 mm | 2350 mm



BARON

DESIGNED FOR YOU, WHO
HAVE ALWAYS DREAMED
OF ENTERING THE WORLD
OF PLEIN AIR





2024/2025 season vehicles will have the new Fiat EURO 6E chassis



VERSATILE IN EVERY WAY

There is a perfect Baron for every crew: low-profiles suitable for both couples and families as well as overcab models for large families.

A completely new style to offer the ultimate in comfort and performance on the road.



Eight layouts:
3 overcab models
and 5 low-profiles



STANDARD EQUIPMENT FOR RELAXING TRIPS

CHASSIS

- Start&Stop
- ABS + ESC
- Cruise control
- Driver & passenger airbag
- Manual cab climate control system
- Rear view mirrors with defroster
- Painted bumpers
- DAB + Radio provision
- Fix&Go
- 15" Steel wheel rims
- Coordinated cabin seat covers with living unit upholstery

LIVING UNIT COMFORT

- Combi 4 Diesel + CP-PLUS
- Winter Pack
- TV holder
- Thermal cabin blind
- Two-burner triangular hob*
- Skyroof (only on low-profiles)
- Rear skylight 400x400 mm
- Central skylight 400x400 mm
- Rear skylight 400x400 mm
- Seitz windows
- XL* two-part living unit door with window and central locking
- Auxiliary bed in dinette
- Refrigerator 137 L
- Isofix
- Day and night area USB socket



EURO 6E final
2,2 MJ - 140 HP



EURO 6-D final
2,2 - 140 HP

LIVING AREA

Spaces designed to offer you maximum comfort at all times



Baron 565

Travel with who you love

You can convert the dinette into a double and/or single bed depending on the model.

- Swivel seats that integrate into the living area
- Spacious dinette table with central leg
- TV holder
- Electrically operated elevating beds
- Roman blinds
- Isofix hooks as standard



Baron 579



Baron 579

Baron 65



Light on board

The Seitz windows and the three skylights above the dinette, in the middle and at the rear depending on the vehicle, ensure that **the compartment is always well ventilated and illuminated.**

In low-profile models, the openable panoramic roof with blind and mosquito net gives the room brightness and ventilation.

Take whatever you need with you

On the sides of the skyroof many storage compartments to bring with you everything you need.



Baron 573




Baron 565

The convenience of movable and rotatable tables

On the overcabs models, tables available are both fixed or movable.

On the low-profiles models, the table always becomes movable for adapt to your traveling needs.



Baron 579

A double-X overcab

The Baron's overcab has a depth of 150 cm. It guarantees comfort and safety thanks to its window and anticondensation panels.

To increase your comfort in the living room, on some models the overcab bed can be elevated*.




Baron 65

* Available on overcab Baron 65



Baron 65



Baron 65

SLEEPING AREA

Freedom of movement and space to sleep well



- Large windows and 40x40 cm portlight for more light, with blind and flyscreen
- Adjustable reading spots with integrated USB sockets
- Anti-mite and hypoallergenic mattresses
- Beds with wooden slats
- Wardrobes equipped with hanger for clothes
- Pleated partition curtain or door between living and sleeping area*
- The living and sleeping areas are separated by the opening of the bathroom door that together with the pleated door creates a dressing area**

- 150 cm electrically height-adjustable central bed
- Stowage compartment under the double bed base



*Curtain Baron 65, 565; pleated door Baron 573 e 579
** Baron 573 e Baron 579





Baron 565



Twin beds, maxi stowage

- Conversion into a maxi double bed by means of the dedicated extension, ideal solution for those who want more
- Reclining backrests, ideal for those who want to relax in the room*

* Baron 575

- Sleeping space stowable bed access ste
- 2 m twin beds (Baron 573)
- Bed bases which can be lifted by pistons for easy access to stowage.



Baron 573



KITCHEN

Reach new destination while feeling at home.

The new Baron kitchen offers plenty of space without giving up functionality.



Baron 573



- Two-burner hob*
- Large refrigerator, 137 litres
- Kitchen peninsula with large drawers, the upper of which has an internal drawer for cutlery
- Soft-close drawers with assisted, gentle return
- Ceiling wall unit with shelf for practical stowage organisation
- Round stainless steel sink
- LED lights under the worktop for modern appeal

* no Baron 531 (two burner hob)

Baron kitchens permits you to carry everything you need for your dinners on the road.

Baron 579



BATHROOM


All in order and everything at your fingertips



Baron 565




- Large compartment with skylight, blind and mosquito net
- Large, comfortable shower separated from the washbasin by rigid folding doors wall unit, cupboard under the washbasin and stowage space
- Rigid closing door for your privacy
- Shower wooden footboard and lowered shower base with double drain




Baron 579

UPHOLSTERY

To each his own Baron



PRALINE - fabric (standard)



MACARON - imitation leather (optional)

T-LOFT

FUNCTIONAL, PRACTICAL.
MADE-TO-MEASURE!





T-Loft 529

DESIGNED TO MAKE THE MOST OF TRAVEL EXPERIENCES

Maximum comfort, without compromises, suitable for both couples and families of four or five.

Functional in its living solutions, it surprises with its internal living comfort, with many solutions for rationalizing interior space.



The T-Loft range consists of 5 different layouts, all for low-profile models.



FIAT

EURO 6E final
2,2 MJ - 140 HP

STANDARD EQUIPMENT FOR RELAXING TRIPS

75th ANNIVERSARY

- 75th ANNIVERSARY ADHESIVE
- LEATHER COVERED STEERING WHEEL AND GEAR LEVER KNOB
- TECHNO DASHBOARD
- ELECTRIC HANDBRAKE
- TPMS (tyre inflation pressure monitoring sensor)
- WAVE BEIGE UPHOLSTERY
- PIONEER 9" RADIO
- REARVIEW CAMERA
- 200 W SOLAR PANEL WITH NEW MPPT CONTROLLER
- PLEATED CAB BLIND
- WHITE AWNING
- 4 meters: T-Loft 450, 529
- 4,5 meters: T-Loft 532, 530, 582
- EXTERNAL GAS SOCKET
- SHOWER IN THE GARAGE
- EXTERNAL MULTIMEDIA SOCKET (12 V / 220 V / TV)
- EQUIPPED GARAGE WALL

CHASSIS EQUIPMENT

- FIAT DUCATO 2.2 CC 140 CV EURO 6E
- START&STOP
- ABS + ESC
- CRUISE CONTROL
- DRIVER & PASSENGER AIRBAG
- MANUAL CAB CLIMATE CONTROL SYSTEM
- REAR VIEW MIRRORS WITH DEFROSTER
- FIX&GO
- 16" ALLOY WHEEL RIMS
- BLACK SKID PLATE
- STEERING WHEEL CONTROLS
- TRACTION+

LIVING UNIT EQUIPMENT

- COMBI 4 DIESEL + CP-PLUS CONTROL PANEL
- WINTER PACK
- THERMAL CABIN BLIND
- THREE ONLINE BURNER HOB
- SKYROOF
- REAR SKYLIGHT 400X400 MM
- CENTRAL SKYLIGHT 400X400 MM
- SEITZ WINDOWS
- FRIDGE 145 L ON LAYOUT GREATER THAN 7 M
- TV HOLDER
- TWO-PART LIVING UNIT DOOR WITH WINDOW AND CENTRAL LOCKING
- WOODEN DOOR SEPARATING THE LIVING AREA FROM THE SLEEPING AREA*
- AUXILIARY BED IN DINETTE**
- ELECTRICAL REAR BED HEIGHT ADJUSTMENT (T-LOFT 582)
- MANUAL REAR BED HEIGHT ADJUSTMENT (T-LOFT 450)
- ISOFIX

LIVING AREA

Classic style and harmony in the rooms.
Practical solutions for living spaces according to your
needs.





T-Loft 450

Perfect space, comfortable seats for everyone

Whether you choose the L-shaped or the face-to-face dinette, in the living space there will always be comfortable seating for the whole crew.

- Large windows and portlight
- Seat covers coordinated with the upholstery
- Light wood furniture with grey grains high-gloss
- Laminate finishes
- Soft upholstery with fabric coating and optional eco-leather
- Moving folding top table with 360° rotation in face-to-face models
- Sliding central table, with 360° rotation on L-shaped dinette
- Isofix (2 places on L-shaped dinette, 1 place on face-to-face)
- Wooden door *
- Roman blinds
- TV holder
- Type-approved 5th seat on L-shaped dinette

*no T-Loft 450



T-Loft 530

T-Loft 582





Elevating bag

Go on holiday with who you want, thanks to the elevating bed other two beds are available in dinette.

T-Loft 530

T-Loft 529



SLEEPING AREA

Comfortable environment and privacy in the bedroom



T-Loft 530

- Storage pocket
- Spotlights for evening reading with integrated USB socket
- Wardrobes equipped with hanger for clothes
- Wooden door separating the living area from the sleeping area*
- Socket for aerial connection
- Sleeping space stowable bed access step
- 2 m twin beds (T-Loft 530 and 532)

* No T-Loft 450

Adjust garage storage space easily

The large central bed 150 cm wide is designed to sleep well and have at the same time enough space to move around.

It is, moreover, height adjustable by electric flexspace to obtain more volume in the garage compartment without tiring.

T-Loft 582



T-Loft



T-Loft 450



T-Loft 530

T-Loft 530



Headboard in light eco-leather with double-face pillows, jungle / brown pattern.

- Anti-mite and hypoallergenic mattresses
- Beds with wooden slats
- Conversion into a maxi double bed by means of the dedicated extension
- Transverse bed with manual height adjustment system

- Plenty of light in the room, thanks to large windows
- 40x40 cm portlights equipped with blind and flyscreen
- Large wall cabinets and wardrobes

KITCHEN

The glossy white of the kitchen wall units contrasts with the dark wood of the trims and floor, for an elegant and exclusive room.

52 LED lights under the worktop complete the ambience, giving it a modern and appealing touch.

| Elnagh 2025

T-Loft 529



| Elnagh 2025

T-Loft



T-Loft 450

- Kitchen peninsula with shelf and sliding basket
- Three-burner hob
- Kitchen panel equipped with practical hooks
- Soft-close drawers with assisted, gentle return
- Round stainless steel sink with basin
- Large refrigerator, 135 l/145 l depending on the model
- Upper wall unit with double shelf
- Retractable shelf useful to increase the working top



T-Loft 530



T-Loft 450



BATHROOM

All the comfort you need thanks to the **variable-volume bathroom**. It allows you to make the most of the toilet spaces.





T-Loft 450

Bathroom with integrated shower

- Bright and functional environment
- Independent shower with rigid door or integrated with rigid partition doors
- Stowage wall units and large shelves
- Opaque double glazed window
- Large mirror with lighting

Separate environments

Shower and toilet are separated.

The environments can be used simultaneously and without limits.




UPHOLSTERY


To each his own T-Loft



WAVE BEIGE - imitation leather + fabric (standard)



WAVE SOFT – microfiber (optional)



WAVE BROWN - imitation leather + fabric (optional)

MAGNUM

THE TOP OF ELNAGH'S
HOME, A BALANCE
OF ELEGANCE AND
FUNCTIONALITY



75°
ANNIVERSARY
1950-2025



Magnum 532

LEAVE WORK AND THE HUSTLE AND BUSTLE AT HOME. GET ON THE MAGNUM AND GO!

With its unmistakable exterior design, it is the perfect balance of elegance and functionality.

With its excellent stowage solutions, it offers everything you need for premium comfort both when travelling and during your stay.



The Magnum range consists of 3 different layouts, all for motorhomes.





FIAT Ducato
2.200 cc 140 HP
EURO 6E

STANDARD EQUIPMENT FOR RELAXING TRIPS

75°ANNIVERSARY

- 75° ANNIVERSARY ADHESIVE
- LEATHER COVERED STEERING WHEEL AND GEAR LEVER KNOB
- TECHNO DASHBOARD
- ELECTRIC HANDBRAKE
- TPMS (tyre inflation pressure monitoring sensor)
- WAVE BEIGE UPHOLSTERY
- PIONEER 9" RADIO
- REARVIEW CAMERA
- 200 W SOLAR PANEL WITH NEW MPPT CONTROLLER
- PLEATED CAB BLIND
- ANTHRACITE AWNING (5 meters)
- EXTERNAL GAS SOCKET
- SHOWER IN THE GARAGE
- EXTERNAL MULTIMEDIA SOCKET (12 V / 220 V / TV)
- EQUIPPED GARAGE WALL

CHASSIS EQUIPMENT

- FIAT DUCATO 2.2 CC 140 CV EURO 6E
- START&STOP
- ABS + ESC
- CRUISE CONTROL WITH SPEED LIMITER
- DRIVER & PASSENGER AIRBAG
- COVERED SEATS
- MANUAL CAB CLIMATE CONTROL SYSTEM
- REAR VIEW MIRRORS BUS TYPE
- FIX&GO
- 16" ALLOY WHEEL RIMS
- LED TYPE DRL
- REAR LED LIGHTS
- TRACTION +

LIVING UNIT EQUIPMENT

- COMBI 4 DIESEL + CP-PLUS DIGITAL CONTROL
- WINTER PACK
- THREE ONLINE BURNER HOB
- REAR SKYLIGHT 400X400 MM
- CENTRAL SKYLIGHT 400X400 MM
- DINETTE SKYLIGHT 700X500 MM
- 145 L REFRIGERATOR
- TV HOLDER
- SEITZ WINDOWS
- NEW XL TWO PART LIVING UNIT DOOR WITH WINDOW AND CENTRAL LOCKING
- PLEATED BLIND
- WOODEN DOOR SEPARATING THE LIVING AREA FROM THE SLEEPING AREA
- AUXILIARY BED IN DINETTE*
- USB IN LIVING AREA + BEDROOM
- ELECTRICAL REAR BED HEIGHT ADJUSTMENT (MAGNUM 582)
- ISOFIX
- SHOWER HANGERS

LIVING AREA

The interior living solutions are practical without sacrificing the comfort of cosy rooms. The interior features warm tones and glossy finish on panels, wall units and table.



Magnum 532





Magnum 532

Rooms separated by an elegant wooden door

- Comfortable and spacious dinette
- Soft upholstery with fabric coating and optional eco-leather
- Large windows and portlights
- Large stowage compartment on the side of the passenger seat
- Moving folding top table with 360° rotation in face-to-face models
- Sliding central table, with 360° rotation in models with I-shaped dinette
- TV holder
- Panoramic skylight 70x50 cm
- Approved 5th seat
- Roman blinds



Magnum 530



Magnum 532



Magnum 532

Space-saving elevating bed

Go on holiday with whoever you want, thanks to the elevating bed there are two more beds available and even if the elevating bed is lowered you can sit comfortably in the dinette.



SLEEPING AREA

Elegant and spacious rooms to rest like at home

74 | Elnagh 2025



Magnum 532

- Conversion into a maxi double bed by means of the dedicated extension
- Electric rear bed height adjustment system (Magnum 582)

75 | Elnagh 2025




All the privacy you need

With the wooden door separating the living area from the sleeping area.



- Headboard in light eco-leather with double-face pillows, jungle / brown pattern
- Comfortable storage pockets



Magnum 532

Take with you whatever you need

Take what you want with you. If you don't like having to give up your comforts, you can take everything you need with you thanks to the large stowage compartments on Magnum.





KITCHEN

Refined interiors in warm tones with a glossy finish on the panels; wall and table units combine with LED lights under the worktop for a room with a sophisticated and appealing touch.



- Kitchen peninsula with shelf and sliding basket
- Three-burner hob
- Kitchen panel equipped with practical hooks
- Round stainless steel
- Upper wall unit with double shelf



Magnum 532

Retractable shelf useful to increase the working top



Top of the range equipment with large refrigerator 145 lt.

Magnum 532



- Pull-out basket
- Soft-close drawers with assisted, gentle return

BATHROOM

The independent bathroom is synonymous with comfort and practicality.



Thanks to the bathroom door and the rigid door for day/night separation you can create a comfortable dressing area.



The environments can be used simultaneously

- Bright and functional environment
- Independent shower with rigid or integrated door, with rigid partition wings
- Stowage wall units and large shelves
- Opaque double glazed window
- Large mirror with lighting

UPHOLSTERY




To each his own Magnum



WAVE BEIGE - imitation leather + fabric (standard)



WAVE SOFT – microfiber (optional)



WAVE BROWN - imitation leather + fabric (optional)

BARON 75 PACK*

- FOG LIGHTS
- PAINTED BUMPER
- BLACK SKID PLATE
- BICOLOR 16" ALLOY WHEEL RIMS
- LEATHER COVERED STEERING WHEEL AND GEAR LEVER KNOB
- TECHNO DASHBOARD
- ELECTRIC HANDBRAKE
- TPMS (TYRE INFLATION PRESSURE MONITORING SENSOR)
- PIONEER 9" TOUCHSCREEN RADIO
- SINGLE REAR-VIEW CAMERA
- 200W SOLAR PANEL WITH MPPT CONTROLLER
- PLEATED CAB BLIND

EXTRA WARM PACK

- STEP INSULATION
- ELECTRIC HEATED FLOOR
- TRUMA COMBI 6E HEATING [GAS+ELECTRIC]

EXTRA WARM DIESEL PACK

- STEP INSULATION
- ELECTRIC HEATED FLOOR
- TRUMA COMBI 6E HEATING [DIESEL+ELECTRIC]

ENJOY OUTDOOR PACK

- WHITE AWNING
3 M > BARON 531
4 M > BARON 20, 560, 565
4.5 M > BARON 65, 22, 573, 579
- SHOWER IN THE GARAGE
- EXTERNAL MULTIMEDIA SOCKET (12V/ 220V/ TV)
- EQUIPPED GARAGE WALL
- EXTERNAL GAS SOCKET

MATIC PACK

- AUTOMATIC TRANSMISSION
- ADHESIVE MATIC
- COMPOSITE SUSPENSION



TV DIGIT/SAT PACK

- DIGITAL OR SATELLITE AERIAL
- 24" SMART TV

EXTRA TECH PACK

- FULL DIGITAL CLUSTER
- AUTOMATIC CLIMATE CONTROL SYSTEM
- WIRELESS CHARGER FOR SMARTPHONES
- FULL LED HEADLIGHTS

TV WIFI PACK

- ROUTER WIFI
- 24" SMART TV'

CHECK THE PACK AVAILABILITY DEPENDING ON THE RANGE

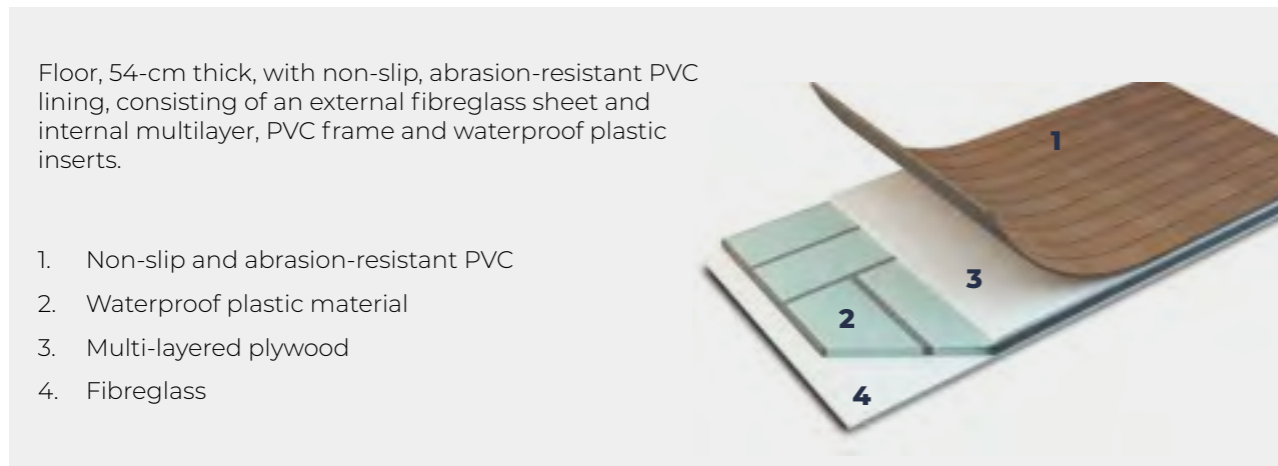
Pack	baron	t-loft	magnum
EXTRA TECH PACK	☑	☑	☑
ENJOY OUTDOOR PACK	☑	☑ (di serie)	☑ (di serie)
EXTRA WARM PACK	☑	☑	☑
EXTRA WARM DIESEL PACK	☑	☑	☑
BARON 75 PACK*	☑ (a costo zero)*	-	-
TV DIGIT/SAT PACK	☑	☑	☑
TV WIFI PACK	☑	☑	☑
MATIC PACK	☑	☑	☑

☑ Available | - Not available

*Baron 75 Pack optional at zero cost. **Active promotion in the launch price list** and valid until further notice.

CONSTRUCTION TECHNOLOGY

88 | Elnagh 2025



Breathe fresh air

The Elnagh design team studied the optimum way to even out the temperature and avoid condensation.

Wall units installed by leaving space from the wall of the motorhome. Air flows evenly, preventing condensation and mould.



Anti-condensation panels spaced from the wall in the living and sleeping areas for air and heat circulation.



89 | Elnagh 2025

THE GARAGE

90 | Elnagh 2025



Fibreglass lower cover to **protect the compartment from outside moisture.**

The interior is 30-mm thick plastic, with structural strips for greater rigidity and tightness.

The **floor is made of linoleum** to protect the loading surface from wear and make it easier to clean.


91 | Elnagh 2025



Magnum 532

- **HEATED** > Maxi-garage with heating vents
- **VARIABLE VOLUME** > Manual bed height adjustment system on transversal bed, electrical system on central bed and Baron 20 allows you to have more space wherever you want, in your room or in the garage
- **EASY TO LOAD** > Double access door, creating through-loading compartment. The doors open at 180°
- **LIGHTED** > Maxi-garage with light
- **LONG LASTING** > Anti-rain, anti-splash and anti-frost rubber weatherstrips ensure opening even at low temperatures
- **PAYLOAD*** > 300 KG max.

* Weight that can technically be loaded which affects the type-approved places or the remaining total payload



INTERNAL STOWAGE



Magnum 532

Stowage in the cab

Open cab cut-out designed for convenient stowage. In the overcab models, convenient stowage pockets are provided. The motorhome models are equipped with a large container on the side of the passenger seat where you can store all your accessories.



Maxi basket in the kitchen

The baskets inside the kitchen unit doors are spacious stowage of provisions or accessories. Vertical doors and large drawers, with internal drawer for cutlery or accessories.

Wardrobes

All wardrobes and cabinets are spacious and equipped with hangers.

Elevating beds

A simple mechanism allows you to raise the slatted bases in the beds and make use of the wardrobes and stowage space under the beds.

Baron 579



T-Loft 529



Stowable steps

The bed steps have a dual function: they facilitate access to the beds and can be stowed if necessary.

Magnum 532

QUALITY AND TEST

Because we know that satisfying our customers depends greatly on the quality of our products.



Elnagh puts its own experience and expertise at the service of every van produced and follows it throughout the production stage with inspections and tests from design to delivery that meet European standards.

The same quality standards are demanded of suppliers: for the most strategic components, a check is carried out when the material is received and before it is used in production.



Check of operation and correct installation of the electrical systems.



Test on operation of the gas pipes.



Correct installation of the hydraulic systems.



Specific testing in climatic chamber to check the resistance, duration and performance of the materials selected at extremely high/low temperatures.



Performance tests on the components used. Durability of materials, resistance to stress, reliability and compliance with European regulations in the design of the seatbelt unit.

ELNAGH

Just a click away!

The ELNAGH world at the click of a button.
On www.elnagh.com you'll find every product detail, model photos, sales network. All the innovations in real time, special initiatives, limited offers and much more.



Connect from your PC, tablet or smartphone and discover the ELNAGH web world!

Elnagh is VAN as well!

Discover the innovations of the E-Van range
in the VAN 2025 catalogue



Do you want more information? Find your nearest dealer

elnagh.com

TO FIND OUT WHAT'S NEW AND SHARE YOUR OPINION FOLLOW ELNAGH ON SOCIAL CHANNELS



SEA S.p.A. operates with an Integrated Environment and Safety Management System.

NOTES

ELNAGH reserves itself the right to change the characteristics and the furnishings of all its models with no advance notice required; all data contained in this leaflet must therefore be considered approximate and non-binding.

Despite thorough checks of the contents, we cannot exclude possible printing and/or translating errors.

This catalogue does not constitute contractual documentation.

For the above reasons, all information relating to the specifications and equipment of each model must be requested prior to purchase from the dealer, who, as the sole contact person, will confirm or correct the data published by updating the customer on the characteristics and actual equipment of the relevant vehicle being negotiated.

Any reproduction, including in part, of the text or of the content of this document is prohibited.

The indicated weights are exclusively approximated. Tolerances of +/-5 % are allowed.

Generally speaking, special equipment and options increase the no-load weight and entail a reduction in the payload.

We hereby decline any and all responsibility in case structural changes are made to the vehicle; any assembly, disassembly or changes carried out by unauthorised workshops may jeopardise your safety and cause the warranty clauses to be forfeited.

For additional information on installation and technical details, please contact one of our dealers.

www.elnagh.com